

# St. Mary's School Newsletter

*Always faithful to God, ourselves and others in the spirit of the Presentation tradition.*

*St. Mary's is committed to Child Safety and the inclusion of all children.*

**Respect Ourselves - Respect Others - Respect our Environment**

**Term 4 - Week 6 - Friday 12th November, 2021**

## IMPORTANT DATES

**Sunday 14 November**  
**Confirmation Mass**  
**10.30am**

**Tuesday 16 November**  
**First Day of Kinder to**  
**Foundation Transition**

**Tuesday 23 November**  
**Second Day of Kinder**  
**to Foundation**  
**Transition**

## Weekend Mass Times

Saturday 6pm  
Chiltern

Sunday 9am  
Rutherglen

Sunday 10.30am  
Wahgunyah

Phone - 02 6032 9284  
Web - <http://www.smrutherglen.catholic.edu.au>  
Email - [principal@smrutherglen.catholic.edu.au](mailto:principal@smrutherglen.catholic.edu.au)

75-89 High Street  
PO Box 146  
RUTHERGLEN VIC 3685

## PBIS Expectations: Expectations in the Toilets

Dear Parents/ Carers,

## Confirmation

This Sunday Fr. Carey will celebrate the Sacrament of Confirmation in the church at 10.30am with our 16 Confirmation candidates.

Travis, Penny, Lucas, Elijah, Sam, Holly, Carvyn, Faith, Murray, Arthur, Milligan, Brodie, Sam, Maiya, Flynn and Antonio.

We wish all our candidates all the best on their great day this Sunday.



## Remembrance Day

Yesterday all teachers and students paid their respects to all our past servicemen and servicewomen during a service in the hall.

*"Lest We Forget"*






# Grade 5/6 Camp

## The Old Priory, Beechworth

### School Camp:

From all reports the Yr.5 & 6 students and their teachers had a fantastic gold camp experience at Eldorado and Beechworth this week. As always a big thanks to the teachers and teacher aides who ensured all the students had a safe and enjoyable camp.



More photos and stories to come in next week's Newsletter



### Pupil Free Days This term

There are a few pupil free days this term in our important dates so please make sure you mark these on your calendar.

**Thursday 2nd December & Friday the 3rd December** for a virtual Maths Conference.

### Frosty Friday & Now Wednesday

The Yr 6 Catholic Identity Team will be running Frosty Friday on Wednesday's as well as a Friday's for the rest of the Term. Zooper Doopers are 50c. All money raised will go to the Missions.



## New & Important

### Vaccinations Requirements for School Visitors including Parents:

Visitors now, including parents and carers, who come onto school grounds for drop off or pick up, but do not enter buildings are not required to provide evidence of vaccination status.

However, visitors including parents and carers who enter school buildings must also have had at least one dose of COVID-19 vaccine and must have had two doses of COVID-19 vaccine by 29 November 2021 or have a valid medical exemption.

If you are intending on entering a room on school grounds you will firstly have to come to the office where a visual verification of your vaccinations status or exemption will be required before you can enter classrooms.

### IMPORTANT: PLEASE Still Be Cautious

A bit more freedom in Victoria today with many restrictions being eased and more freedoms available to us which is good news. However we still all need to be cautious and very mindful that there are many cases of COVID in our local surrounding NE areas and all families still need to strictly follow the community & school COVID protocols that remain in place.

**It is very important that no student is sent to school with any COVID symptoms.**

Students, even with the mildest symptoms, of a cold, running nose, cough etc are not to be at school. If a student does present to school with these symptoms we will have to send them home. Thanks to all families who have been vigilant in this area.

### Excerpt from School Operations Guidelines:

*"Stay home when unwell and get tested:*

*The most important action school communities can take to reduce the risk of transmission of COVID-19, is to ensure that any unwell staff and students remain at home and get tested, even with the mildest of symptoms.*

*Everyone should consider their health before they start work or attend school and ensure that they are free from coronavirus symptoms and have not had contact in the past 14 days with a person confirmed to have coronavirus or a person suspected to have coronavirus."*

### Face Masks Change:

All staff and students in Yr3-6 are required to wear a face mask inside classrooms however under the new School Operation guide released this week it is now not necessary for staff to wear a mask outside if they choose that option.

### Drop Off & Pick up:

**All parents and carers have been great in this area. Please just drop off and pick up your child from the rear car park. This system is working well. Only enter the school grounds if absolutely necessary.**

### Christmas Hamper Raffle & Donations:

Wow it's already getting around that time again for our Christmas Hamper Raffle. It would be appreciated if all families could send in some non-perishable items or Christmas themed gifts for the hamper.

All school families will be automatically in the hamper draws at NO COST.





## Congratulations to this week's class room award winners

Back row: Penny, Will, George, Sam and Clementine

Front row: Annabelle, Matilda and Norah



**ISSUE 8** **ORDERS DUE BACK BY: Friday 19 November, 2021** **WELCOME TO Book Club**

Want to learn more? See our Parents' Guide [scholastic.com.au/parents](http://scholastic.com.au/parents)

<b>001</b> <b>NEW!</b> Pop It Heart Diary Capture your dreams in this lockable diary. 160 pp hardcover. AGES 6+ \$97.99	<b>002</b> <b>NEW!</b> The London Thief Ella and Grace are off to London to represent Eden College in an international art competition. 192 pp. AGES 8+ \$25.98	<b>003</b> <b>NEW!</b> Birthday Surprise Ella wants to make a cake for Zoe's birthday but what happens when she makes a mistake? 48 pp. AGES 6+ \$2.99	<b>004</b> Christmas Chaos Ella is having Christmas at Moonlight Gardens Caravan Park with Zoe, but things start to go wrong... 44 pp. AGES 7+ \$4.99
<b>005</b> <b>NEW!</b> Big Shot Greg joins the basketball team, will he rise to the occasion? Or will he blow his big shot? 224 pp. AGES 10+ \$14.99 CLUB PRICE \$14.00	<b>006</b> <b>NEW!</b> Outfoxed Barry the Lamb has been kidnapped and it's up to his friends to save him. 144 pp. AGES 7+ \$14.99	<b>007</b> Jokes and Pranks Kit Prank your friends and family with this great kit. 32 pp book, whoopee cushion, cockroach, flies, fake vomit, fake poo, fake soil. AGES 8+ \$19.99 CLUB PRICE \$16.00	<b>008</b> Llamas in Pyjamas Dharma has to look after two unruly little llamas, will bedtime be a battle or a fairy tale ending? 24 pp hardcover. AGES 3+ \$17.99 CLUB PRICE \$12.00
<b>009</b> <b>NEW!</b> Wonky Donkey's Big Surprise The Donkey family continues to grow, and Wonky has a wonderful surprise for Donkey... 24 pp hardcover. AGES 3+ \$17.99 CLUB PRICE \$13.00	<b>010</b> Pig the Elf No one loves Christmas more than Pig, and he has a very long list for Santa! 24 pp hardcover. AGES 3+ \$17.99	<b>011</b> Christmas Jokes Get your giggle on with over 300 side-splitting jokes! 96 pp. AGES 6+ \$12.99	

**HO! HO! HO!**

You're invited to Wacky Wednesday!

Date: Wednesday 1st December  
Christmas Dress Up- \$1  
All money goes to Cancer  
BBQ- \$2 sausage in bread  
Jelly bean contest- 50c a guess  
Join in the Christmas fun and help us raise money for cancer!!

Holly and Elijah!

Greetings ISLANDS



## Head Lice:

There have been a few reports of head lice this week. Could all families check their child's hair regularly. Please read the head lice information below.

# Treating and controlling headlice

health

While children are at school many families will have contact with head lice. The information contained here will help you treat and control head lice.

## Catching head lice

Head lice have been around for many thousands of years. Anyone can get head lice.

Head lice are small, wingless, blood sucking insects. Their colour varies from whitish-brown to reddish-brown. Head lice only survive on humans. If isolated from the head they die very quickly (usually within 24 hours).

People get head lice from direct hair to hair contact with another person who has head lice. This can happen when people play, cuddle or work closely together.

Head lice do not have wings or jumping legs so they cannot fly or jump from head to head. They can only crawl.

## Finding head lice

Many lice do not cause an itch, so you have to **look carefully to find them**.

Head lice are found on the hair itself and move to the scalp to feed. They have six legs which end in a claw and they rarely fall from the head. Louse eggs (also called nits) are laid within 1.5 cm of the scalp and are firmly attached to the hair. They resemble dandruff, but can't be brushed off.

Lice can crawl and hide. The easiest and most effective way to find them is to follow these steps:

- Step 1** Comb any type of hair conditioner on to dry, brushed (detangled) hair. This stuns the lice and makes it difficult for them to grip the hair or crawl around.
- Step 2** Now comb sections of the hair with a fine tooth, head lice comb.
- Step 3** Wipe the conditioner from the comb onto a paper towel or tissue.
- Step 4** Look on the tissue and on the comb for lice and eggs.
- Step 5** Repeat the combing for every part of the head at least four or five times.

If lice or eggs are found, the hair should be treated.

If the person has been treated recently and you only find empty hatched eggs, you may not have to treat, as the empty eggs could be from a previous episode.

## Treating head lice

Treating head lice involves removing lice and eggs from the hair. There are two ways you can do this:

1. Buying and using a head lice lotion or shampoo, following the instructions on the product
2. Using the conditioner and comb method (described under 'finding head lice') every second day until there have been no live lice found for ten days.

If you choose to use a head lice product always read and follow the instructions provided with the product carefully. The following points may also be helpful:

- Head lice products must be applied to all parts of the hair and scalp.
- No treatment kills all of the eggs so treatment must involve two applications, seven days apart. The first treatment kills all lice; the second treatment kills the lice that may have hatched from eggs not killed by the first treatment.
- Cover the person's eyes while the treatment is being applied. A towel is a good way to do this.
- If you are using a lotion, apply the product to dry hair.
- If you are using a shampoo, wet the hair, but use the least amount of water possible.
- Apply the treatment near the scalp, using an ordinary comb to cover the hair from root to tip. Repeat this several times until all the hair is covered.

There is no need to treat the whole family - unless they also have head lice.

Concentrate on the head - there is no need to clean the house or the classroom.

Only the pillowcase requires washing - either wash it in hot water (at least 60°C) or dry it using a clothes dryer on the hot or warm setting.



A Victorian  
Government  
initiative

Department of Health

## Testing resistance

Head lice products belong in one of the following categories depending on the active compound they contain:

- pyrethrins
- synthetic pyrethroids (permethrin, bioallethrin)
- organophosphates (maldison or malathion)
- herbal with or without natural (non-chemical) pyrethrins.

Insecticide resistance is common, so you should test if lice are dead. If they are, treat again in seven days using the same product. If the lice are not dead, the treatment has not worked and the lice may be resistant to the product and all products containing the same active compound. Wash off the product and treat as soon as possible using a product containing a different active compound. If the insecticide has worked, the lice will be dead within 20 minutes.

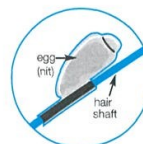
Any head lice product could cause a reaction and should be used with care by women who are pregnant or breastfeeding, children less than 12 months old and people with allergies, asthma or open wounds on the scalp. If you are unsure, please check with your pharmacist or doctor.

## Head lice combs

Combs with long, rounded stainless steel teeth positioned very close together have been shown to be the most effective, however, any head lice comb can be used.

## Head lice eggs

Head lice eggs are small (the size of a pinhead) and oval. A live egg will 'pop' when squashed between fingernails.



Dead eggs have crumpled sides and hatched eggs look like tiny boiled eggs with their tops cut off.

## Regulations

According to the Public Health and Wellbeing Regulations 2009, children with head lice can be readmitted to school or children's service centres after treatment has commenced.

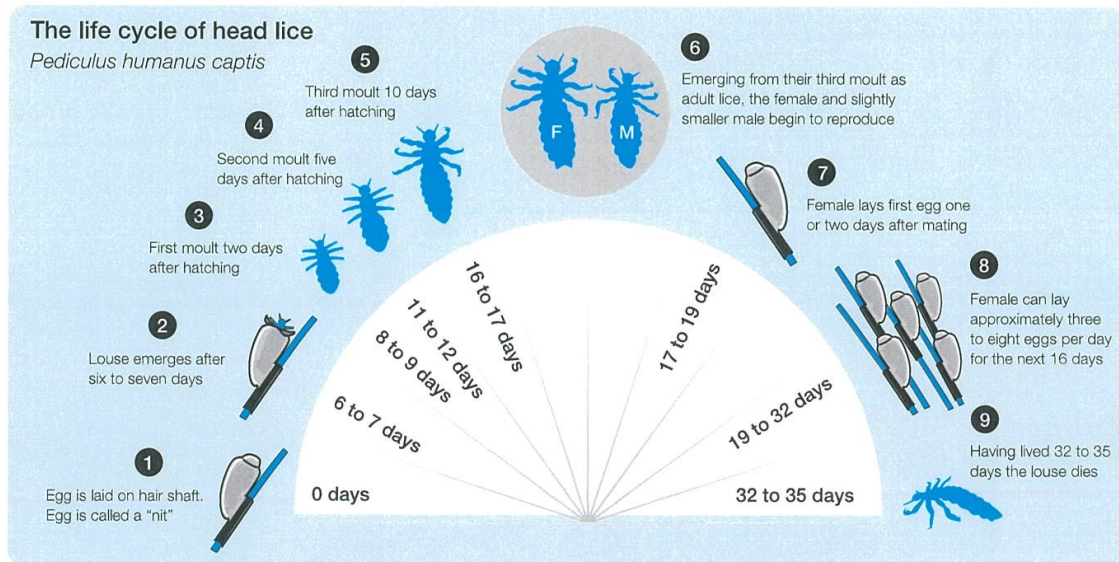
The department recommends a child with head lice can be treated one evening and return to school or children's service centres the next day, even if there are still some eggs present. There is no need to miss school or child care because of head lice.

## Preventing head lice

Check your child's head regularly with comb and conditioner. There is no research to prove that chemical or herbal therapies can prevent head lice.

## Further information

The following website offers further information:  
[www.health.vic.gov.au/headlice](http://www.health.vic.gov.au/headlice)



The information in this pamphlet is based on the research conducted and written by Associate Professor Rick Speare and the team of researchers at, School of Public Health and Tropical Medicine, James Cook University.


Treating and controlling head lice

Cover concept by students from St Patrick's Primary School, West Geelong. Life cycle diagram courtesy of Nitpickers Qld.  
© Copyright Department of Health 2010. Authorised by the State Government of Victoria, 50 Lonsdale Street, Melbourne. November 2010. PH468. (1010013)



## PBIS Focus this week

### Expectations in the Toilets

Toilets	Respect Ourselves	Respect Others	Respect our Environment
	<p>Wash hands after using the toilet.</p> <p>Keep food and drink out of toilets.</p> <p>Enter the cubicle only through the door.</p> <p>Exiting people go first.</p>	<p>Walk to the toilets quietly.</p> <p>Flush toilet after use.</p> <p>Boys wait your turn at urinals quietly and patiently.</p> <p>1 child in cubicle at all times.</p> <p>If the toilets are busy, wait patiently.</p> <p>Walk to toilets without noise.</p>	<p>Place paper towels in bins.</p> <p>Flush toilet after use.</p> <p>Report any blockages/issues to the office.</p> <p>Use toilet paper sparingly.</p>

## Congratulations to this week's PBIS Winners

*Back row:-* Isabel, Ivy, Codie and Seve

*Front row:-* Luca, Matilda, Zoe and Zoe



Have a great weekend

Matt



# Important Calendar Dates - 2021

## Term 4

Sunday 14 November	Confirmation Mass 10.30am
Tuesday 16 November	First Day of Kinder to Foundation Transition
Tuesday 23 November	Second Day of Kinder to Foundation Transition
Tuesday 30 November	Third Day of Kinder to Foundation Transition
Thursday 2 December	PD for Staff (Maths Conference)
Friday 3 December	PD for Staff (Maths Conference)
Tuesday 7 December	State Transition Day
	Fourth Day of Kinder to Foundation Transition
Wednesday 8 December	Nativity Play & Awards
Friday 10 December	End of Year School Mass/ Graduation
Tuesday 14 December	Fun Pool Day (TBC)
Wednesday 15 December	Last Day Term 4 for Students
	(Casual Clothes Day - gold coin donation) 3.30pm finish

# Important Calendar Dates - 2022

## Term 1

Monday 31 January	1st day Term 1 Students Return
Friday 8 April	Last Day Term 1 for Students
	(Casual Clothes Day - gold coin donation) 3.30pm finish
Friday 15 April	Good Friday

## Term 2

Tuesday 26 April	1st day Term 2
Monday 13 June	Queen's Birthday Holiday
Friday 24 June	Last Day Term 2 for Students

### Staff email addresses

Matt Attwater (Principal) - [mattwater@smrutherglen.catholic.edu.au](mailto:mattwater@smrutherglen.catholic.edu.au)  
Libby Dickinson (Junior Classroom teacher) - [edickinson@smrutherglen.catholic.edu.au](mailto:edickinson@smrutherglen.catholic.edu.au)  
Taylor Dickinson (Junior Classroom teacher) - [tdickinson@smrutherglen.catholic.edu.au](mailto:tdickinson@smrutherglen.catholic.edu.au)  
Shannon Terlich (Senior Classroom teacher) - [sterlich@smrutherglen.catholic.edu.au](mailto:sterlich@smrutherglen.catholic.edu.au)  
Jodie Smith (Senior Classroom teacher) - [jsmith@smrutherglen.catholic.edu.au](mailto:jsmith@smrutherglen.catholic.edu.au)  
Bert Cheeseman (Senior Classroom teacher) - [bcheeseman@smrutherglen.catholic.edu.au](mailto:bcheeseman@smrutherglen.catholic.edu.au)  
Nicole O'Mahony (Learning Diversity Leader) - [nomahony@smrutherglen.catholic.edu.au](mailto:nomahony@smrutherglen.catholic.edu.au)  
Jane van Zanten (Art Teacher) - [jvanzanten@smrutherglen.catholic.edu.au](mailto:jvanzanten@smrutherglen.catholic.edu.au) (Tuesday)  
Gina Nero (Italian teacher) - [gnero@smrutherglen.catholic.edu.au](mailto:gnero@smrutherglen.catholic.edu.au) (Tuesday)  
Amanda Arnot (Administration Officer) - [aarnot@smrutherglen.catholic.edu.au](mailto:aarnot@smrutherglen.catholic.edu.au)