

St. Mary's School Newsletter

Always faithful to God, ourselves and others in the spirit of the Presentation tradition.

St. Mary's is committed to Child Safety and the inclusion of all children.

Respect Ourselves - Respect Others - Respect our Environment

Term 2 - Week 8 - Friday 11th June, 2021

IMPORTANT DATES

Friday 11 June
Assembly 9.00am

Monday 14 June-
Queen's Birthday
Holiday

Wednesday 16 June-
Postponed — School
Open Day 9am-5pm

Thursday 17 June-
Postponed
Grades 3,4,5&6
excursion to Burraja
Cultural Centre

Weekend Mass Times

Saturday 6pm

Chiltern

Sunday 9am

Rutherglen

Sunday 10.30am

Wahgunyah

Phone - 02 6032 9284
Web - <http://www.smrutherglen.catholic.edu.au>
Email - principal@smrutherglen.catholic.edu.au

75-89 High Street
PO Box 146
RUTHERGLEN VIC 3685

PBIS Expectations: Using the School Crossing

Dear Parents/ Carers,

This Sunday's Gospel Summary:

Mk 4:26-34. The fourth chapter of Mark's Gospel focuses entirely on the Gospel, Seed Grows of Itself, Jesus is pointing out that the growth hidden reality that operates under God's power rather than through human will. In the second part of the Gospel, the parable of the Mustard Seed, Jesus words of encouragement. What at first might seem small and insignificant will, under God's power, become "the largest of plants."



Reflection for Parents:

In the parables, or simple stories that Jesus told, he used everyday objects such as salt, light, coins, yeast, and even a father and his sons to teach moral lessons. Jesus wanted people to relate to the stories he told, and to understand his teachings about the ways in which children of God are called to live. Children of all ages love to hear good stories, especially those they can relate to because the situations, settings, characters, or objects are familiar to them. How long has it been since you've shared a good story with your children?

COVID Restrictions: On School Grounds During Drop Off and Pick up:

Just a reminder that if parents/visitors are on school grounds for more than 15 minutes the St. Mary's QR code needs to be scanned. Please stick to the 15 minutes. Particularly at pick up parents should remain in their cars and not congregate outside the school hall. Hopefully this may change as the year progresses.

Masks:

A reminder that under the current restrictions masks must be worn if you are entering a classroom or the Office Area of the school.

Unwell Students:

Just a gentle reminder that if students are feeling unwell or have any signs of a cold or a sniffle they must remain at home until fully recovered. Students that present to school feeling unwell will be sent home.



First Communion Students:

We have 10 students who are preparing for the Sacrament of First Communion on Sunday the 20th of June. We keep in our prayers: Ivy, George, Antonio, Travis, Penny, Lucas, Elijah, Sam, Holly and Caryvn as they approach their big day.



School Open Day:

Due to COVID restrictions unfortunately our school open day will have to be postponed at this stage. When it becomes clearer, the Open Day will be rescheduled early in Term 3. 2022 Enrolment information packs are now available from our school, Rutherglen kindergarten and Country Buddies.

Congratulations to this week's classroom award winners

Natasha, Harry, Luca, Jed,

Isabell, Matilda, Callum, Ivy, Zoe, Angus, Molly and Travis



School Assembly Term Two

The School Assembly will return this term every 2nd Friday morning at 9am. Parents are invited to attend, adhere to the current school Covid regulations and **scan the St. Mary's QR code when entering the hall**. Parents must be seated during the assembly on the seating that will be set up with appropriate covid distancing. Below are the school assembly dates for the rest of the term.

School Assembly 9:00am	Friday 11th June
School Assembly 9:00am	Friday 25th June

grade 6 inquiry

This term our inquiry has been on earth and space and we have been researching different aspects of the solar system. We then chose a part of the solar system that we enjoyed learning about to create an information report and a unique display. *Hannah and Adelyn*

Saturn

Have you ever wondered what it is like on Saturn?

Saturn's rings are the biggest on any planet in the solar system, its rings are four Earths wide. They are made out of pieces of comets, asteroids, water ice and Moons. The rings range in size from as small as dust to as big as mountains. Saturn has seven rings, which may also be made up of bodies of dwarf planets. Dwarf planets are very small planets far away from the Sun. Saturn's rings are about 282,000 km across and 1 km thick.

Saturn is the second largest of the eight planets in the solar system and is a gas giant. It is the sixth planet from the Sun and is ten times the size of Earth being the lightest planet in the solar system.

Saturn is the only planet in the solar system that is less dense than water. It is made of hydrogen and helium therefore it would not support life but some of its Moons could, because it has a different atmosphere with an actual solid ground. If Saturn was in water it would float because of these gasses.

Saturn has no real surface, instead it is mainly made of gas, liquids and yellow ammonia crystals that swirl and make golden clouds and storms. Saturn's biggest storm is called the Great White Spot, it is located in Saturn's North Pole and is two Earths wide. The storm's wind speed can get to 530 kmph and has been going since 1876.

Saturn's core is made of hot silicate rock and scientists believe it could be solid. Its mantle layer is next and is made of water, ammonia and methane ices. The atmosphere is made up of hydrogen, helium and methane gasses. Saturn's outer atmosphere is made up of clouds so Saturn mainly consists of light materials.

Saturn has more than fifty confirmed Moons. Titan, Enceladus, Mimas, Dione, Tethys, Lapetus, Hyperion, Pan, Rhea, Epimetheus, Phoebe, Daphnis, Telesto, Pandora, Methone, Paaliaq, Polydeuces, Ljiraq, Erriapus, Kiviuq, Pallene, Alboirix, Siarnaq, Tarvos, Anthe, Mundilfari, Ymir, Narvi, Janus, Bebhionn, Aegaeon, Prometheus, Thrymr, Hati, Skathi, Tarqeq, Fornjot, Bergelmir, Atlas, Fenrir, Aegir, Farbauti, Suttungr, S/2007 S 3, S/2007 S 2, Hyrrokkin, S/2004 S 12, S/2006 S 1, S/2004 S 13, Kari, S/2004 S 26. **Warning some of these might be spelled wrong!**

Saturn orbits the Sun on its axis, for example the Sun's axis is the gravity from the Sun that is pulling the planets in an oval or circle around and that is why we have different seasons. It takes 29 years for Saturn to orbit the Sun. A day for Saturn takes 10 hours and 42 Earth minutes and a year for Saturn is 29 Earth years

Fast facts.

The diameter of Saturn is 120,536km. Saturn is 1.4 billion km away from the Sun, its period of rotation is 10.7 Earth hours. The period of revolution is 29.4 Earth years.

Fun fact: Saturn was discovered in 1610 by Galileo Galilei.

Fun fact: Titan is Saturn's largest Moon and is nearly as wide as Canada.

Fun fact: Saturn is named after Saturnus the god of agriculture and harvest.



In 3/4 we have been looking at the importance of having a range of problem solving skills so we are able to cope with future challenges. To solve problems, we need to be able to think critically and evaluate the consequences of various actions. The whole class created a 'knot problem'. After randomly gripping another person's hand they had to find a way of undoing the knot, without letting go of each other's hands. We found communication was the key!!

We had a wonderful home learning space project on display in the 3/4 class this week. Thank you Isabell for showing us your fantastic work on planets!



Grade 3/4

Space Project

and

Problem Solving



Buttercup

Buttercup is nearly completed. What an exciting time this has been!

A quilt is embedded over the Buttercup. This represents the importance of the Australian dairy industry.

The senior students each designed and painted a square embedded on the quilt.

The foundation and grade 1/2 decided that the cow needed socks to keep warm in our playground.

How fantastic do these look?


The face was designed by the senior classes who wanted to add an element of abstract to the cow.




Happy Birthday




We send our best wishes to those students who are celebrating their birthdays this week and to those who celebrated last week.



Jackson




Henry



Flynn

PBIS Focus this week - Using the School Crossing

Using the school crossing	Respect Ourselves	Respect Others	Respect our Environment
	<ul style="list-style-type: none"> • Listen for instructions. • Walk across the crossing calmly. • Walk your bike calmly across the crossing 	<ul style="list-style-type: none"> • Wait at the bins for the teacher. • Remind adults, who are picking you up, that you must use the crossing. • Wait for the teacher on duty to tell you to cross. 	<ul style="list-style-type: none"> • Watch for traffic on the road and wait until it is clear. • Walk straight across the crossing and move onto the footpath.

Well done to this week's PBIS winners:

Lachlan, Tanisha, Declan, Ella, Madelyn, Colton and Poppy



Have a great weekend,
Matt



Treating and controlling headlice

health

While children are at school many families will have contact with head lice. The information contained here will help you treat and control head lice.

Catching head lice

Head lice have been around for many thousands of years. Anyone can get head lice.

Head lice are small, wingless, blood sucking insects. Their colour varies from whitish-brown to reddish-brown. Head lice only survive on humans. If isolated from the head they die very quickly (usually within 24 hours).

People get head lice from direct hair to hair contact with another person who has head lice. This can happen when people play, cuddle or work closely together.

Head lice do not have wings or jumping legs so they cannot fly or jump from head to head. They can only crawl.

Finding head lice

Many lice do not cause an itch, so you have to **look carefully to find them**.

Head lice are found on the hair itself and move to the scalp to feed. They have six legs which end in a claw and they rarely fall from the head. Louse eggs (also called nits) are laid within 1.5 cm of the scalp and are firmly attached to the hair. They resemble dandruff, but can't be brushed off.

Lice can crawl and hide. The easiest and most effective way to find them is to follow these steps:

- Step 1** Comb any type of hair conditioner on to dry, brushed (detangled) hair. This stuns the lice and makes it difficult for them to grip the hair or crawl around.
- Step 2** Now comb sections of the hair with a fine tooth, head lice comb.
- Step 3** Wipe the conditioner from the comb onto a paper towel or tissue.
- Step 4** Look on the tissue and on the comb for lice and eggs.
- Step 5** Repeat the combing for every part of the head at least four or five times.

If lice or eggs are found, the hair should be treated.

If the person has been treated recently and you only find empty hatched eggs, you may not have to treat, as the empty eggs could be from a previous episode.

Treating head lice

Treating head lice involves removing lice and eggs from the hair. There are two ways you can do this:

1. Buying and using a head lice lotion or shampoo, following the instructions on the product
2. Using the conditioner and comb method (described under 'finding head lice') every second day until there have been no live lice found for ten days.

If you choose to use a head lice product always read and follow the instructions provided with the product carefully. The following points may also be helpful:

- Head lice products must be applied to all parts of the hair and scalp.
- No treatment kills all of the eggs so treatment must involve two applications, seven days apart. The first treatment kills all lice; the second treatment kills the lice that may have hatched from eggs not killed by the first treatment.
- Cover the person's eyes while the treatment is being applied. A towel is a good way to do this.
- If you are using a lotion, apply the product to dry hair.
- If you are using a shampoo, wet the hair, but use the least amount of water possible.
- Apply the treatment near the scalp, using an ordinary comb to cover the hair from root to tip. Repeat this several times until all the hair is covered.

There is no need to treat the whole family - unless they also have head lice.

Concentrate on the head - there is no need to clean the house or the classroom.

Only the pillowcase requires washing - either wash it in hot water (at least 60°C) or dry it using a clothes dryer on the hot or warm setting.

Testing resistance

Head lice products belong in one of the following categories depending on the active compound they contain:

- pyrethrins
- synthetic pyrethroids (permethrin, bioallethrin)
- organophosphates (maldison or malathion)
- herbal with or without natural (non-chemical) pyrethrins.

Insecticide resistance is common, so you should test if lice are dead. If they are, treat again in seven days using the same product. If the lice are not dead, the treatment has not worked and the lice may be resistant to the product and all products containing the same active compound. Wash off the product and treat as soon as possible using a product containing a different active compound. If the insecticide has worked, the lice will be dead within 20 minutes.

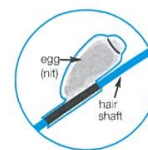
Any head lice product could cause a reaction and should be used with care by women who are pregnant or breastfeeding, children less than 12 months old and people with allergies, asthma or open wounds on the scalp. If you are unsure, please check with your pharmacist or doctor.

Head lice combs

Combs with long, rounded stainless steel teeth positioned very close together have been shown to be the most effective, however, any head lice comb can be used.

Head lice eggs

Head lice eggs are small (the size of a pinhead) and oval. A live egg will 'pop' when squashed between fingernails.



Dead eggs have crumpled sides and hatched eggs look like tiny boiled eggs with their tops cut off.

Regulations

According to the Public Health and Wellbeing Regulations 2009, children with head lice can be readmitted to school or children's service centres after treatment has commenced.

The department recommends a child with head lice can be treated one evening and return to school or children's service centres the next day, even if there are still some eggs present. There is no need to miss school or child care because of head lice.

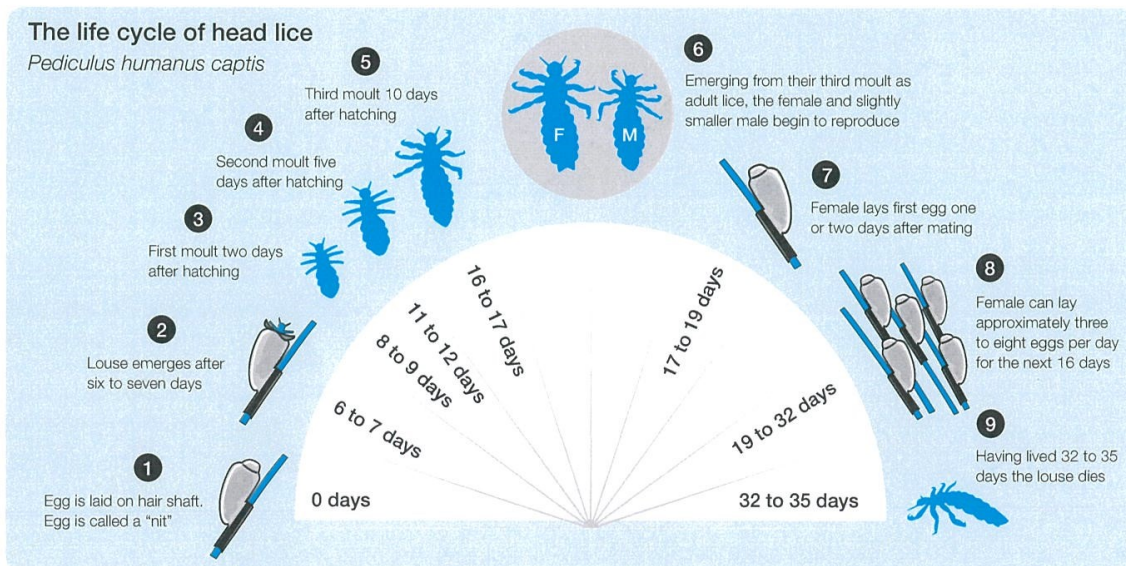
Preventing head lice

Check your child's head regularly with comb and conditioner. There is no research to prove that chemical or herbal therapies can prevent head lice.

Further information

The following website offers further information:

www.health.vic.gov.au/headlice



The information in this pamphlet is based on the research conducted and written by Associate Professor Rick Speare and the team of researchers at, School of Public Health and Tropical Medicine, James Cook University.

Treating and controlling head lice

Cover concept by students from St Patrick's Primary School, West Geelong. Life cycle diagram courtesy of Nitpickers Qld.
© Copyright Department of Health 2010. Authorised by the State Government of Victoria, 50 Lonsdale Street, Melbourne. November 2010. PH468. (1010013)



Open Day 2021

WE WELCOME ALL FAMILIES WITH CHILDREN STARTING SCHOOL IN 2022 TO VISIT US ON OPEN DAY

AT RPS, TOURS LEAVE AT THE BEGINNING OF EACH HOUR STARTING FROM 9AM. COFFEE & CHAT AT 11AM

AT ST. MARY'S, A PRESENTATION WILL BE HELD AT 10AM, FOLLOWED BY TOURS THROUGHOUT THE DAY

PLEASE CONTACT OUR SCHOOLS TO SCHEDULE A TOUR IF YOU ARE UNABLE ATTEND ON OPEN DAY

WEDNESDAY
16TH
JUNE
9AM - 5PM

**MATT ATTWATER
PRINCIPAL**

**ST. MARY'S ROTHERGLEN
60 329 284**

**KARRYN WILLIAMS
PRINCIPAL**

**ROTHERGLEN
PRIMARY
60 329 428**

due to COVID restrictions

POSTPONED

Indigo North Health Inc Rutherglen OSHC

PH: 0419439286

BOOKINGS MUST BE MADE BY THURSDAY 24th JUNE 2021

Vacation Care –2021

MONDAY 28TH JUNE – FRIDAY 9TH JULY

28/06 - 2/7	5/7 – 9/7
STEM ACTIVITY	BOX TROLLS
MINUTE TO WIN IT	AUSSIE CHALLENGE BINGO EXTRA \$10 Chance to win \$50 and other prizes
Movie day @ ALBURY \$25 EXTRA	MOVIE DAY in Albury \$25 extra
JUNIOR COOK	PAPER BAG DECORATION
BOARD GAMES DAY INSIDE & OUTSIDE	MARSHMALLOW CHALLENGES

OUTSIDE ACTIVITIES (WEATHER PERMITTING)

Rutherglen Kindergarten Inc

Best Education, Best Value, BEST FUN!



**INVITES YOU TO OUR OPEN DAY ON THURSDAY
THE 17TH OF JUNE FROM 3PM – 5.30PM**



POSTPONED
due to covid restrictions

- Meet our educators
- Come and explore the kinder
- Find out more about our kinder programs
- Take a tour of the Kinder
- Collect an Expression of Interest form for 2022



IF YOU ARE UNABLE TO MAKE IT AND WOULD LIKE A TOUR AND/OR MORE INFORMATION PLEASE CONTACT US AS WE WOULD BE HAPPY TO ARRANGE ANOTHER TIME
EXPRESSION OF INTEREST FORMS FOR 2022 KINDER PROGRAMS WILL BE AVAILABLE TO COLLECT FROM THE KINDER FROM THE 17TH OF JUNE

169 High St (Postal address: 168 High St) Expression of Interest forms will still be available from the 17th of June.
Rutherglen VIC 3685
Tel: 02 6032 9456 Email: kinder@inh.org.au Web: www.rutherglenkindergarten.org

Important Calendar Dates - 2021

Term 2

Friday 11 June	Assembly 9.00am
Monday 14 June	Queen's Birthday Holiday
Wednesday 16 June	Postponed — School Open Day 9am-5pm
Thursday 17 June	Postponed Grades 3,4,5&6 excursion to Burrinja Cultural Centre
Friday 25 June	Assembly 9.00am Last Day Term 2 (Casual Clothes Day - gold coin donation) 2.30pm finish

Term 3

Monday 12 July	First Day Term 3
Wednesday 14 July	Country Buddies orientation visit 9.30am—11.00am
Thursday 5 August	Rutherglen Kinder orientation visit 9.30am—11.00am
Wednesday 11 August	Country Buddies orientation visit 9.30am—11.00am
Thursday 2 September	Rutherglen Kinder orientation visit 9.30am—11.00am
Friday 3 September	enrolments for Foundation 2022 due
Friday 17 September	Last Day Term 3 (Casual Clothes Day - gold coin donation) 2.30pm finish

Term 4

Monday 4 October	First Day Term 4
Thursday 21—Friday 22 October	Borambola Camp (Grades 3/4)
Wednesday 27—Friday 29 October	Canberra Camp (Grades 5 & 6)
Monday 1 November	Report Writing Day - Student Free day
Tuesday 2 November	Melbourne Cup Day Holiday
Wednesday 8 December	Nativity Play & Awards
Friday 10 December	End of Year School Mass
Monday 13 December	Year 6 Graduation (TBC) back up day Thursday 9 December
Tuesday 14 December	Fun Pool Day (TBC)
Wednesday 15 December	Last Day Term 4 for Students (Casual Clothes Day - gold coin donation) 3.30pm finish

Staff email addresses

Matt Attwater (Principal) - mattwater@smrutherglen.catholic.edu.au
Libby Dickinson (Junior Classroom teacher) - edickinson@smrutherglen.catholic.edu.au
Robyn Roland (Junior Classroom teacher) - rroland@smrutherglen.catholic.edu.au
Shannon Terlich (Senior Classroom teacher) - sterlich@smrutherglen.catholic.edu.au
Jodie Smith (Senior Classroom teacher) - jsmith@smrutherglen.catholic.edu.au
Bert Cheeseman (Senior Classroom teacher) - bcheeseman@smrutherglen.catholic.edu.au
Nicole O'Mahony (Learning Diversity Leader) - nomahony@smrutherglen.catholic.edu.au
Jane van Zanten (Art Teacher) - jvanzanten@smrutherglen.catholic.edu.au (Monday)
Gina Nero (Italian teacher) - gnero@smrutherglen.catholic.edu.au (Monday)
Amanda Arnot (Administration Officer) - aarnot@smrutherglen.catholic.edu.au

