

St Mary's School, Rutherglen (a child safe school)

75-89 High Street - Rutherglen - Vic - 3685

Phone - 02 6032 9284

Web - <http://www.smrutherglen.catholic.edu.au>

Email - principal@smrutherglen.catholic.edu.au



Newsletter *Issue 11 - Term 2 - Wednesday 8 May, 2019*

CATHOLIC EDUCATION WEEK

Almighty Father,

You sent forth your Son as a beacon of hope for all people.

As Teacher, he has given us the prime example of the importance of education.

As disciples, we look to him for inspiration and strength.

Thank you for the many sisters, brothers, priests, and laypeople who have dedicated their lives in service to our Catholic schools.

Thank you for the teachers and administrators who sustain our schools today.

Thank you for the parents who have given support and witness to the importance of Catholic education in their daily lives.

Thank you for the students who work hard to further their education.

Bless our school and may it be a home for those who seek to grow in faith, knowledge, and service of others.

Amen

Weekend Mass Times:

Chiltern Saturday 6pm

Rutherglen Sunday 9am

Wahgunyah Sunday 10.30am

IMPORTANT DATES

Wednesday 8 May

6.30pm - Board Meeting

Thursday 9 May

Mother's Day Stall

Friday 10 May

10.00 am - Mother's Day

Morning Tea

12.00noon - 2.30pm Annual

St Mary's/St Joseph's Cross

Country Event (No lunch orders)

Tuesday 14 May

3.00pm - Assembly

Dear Parents/Carers,

Catholic Education Week

This week we are celebrating Catholic Education Week. Catholic Education Week is an opportunity for all schools in our diocese, including us, to celebrate and promote their distinctive mission and ethos. Catholic education strives to make a difference in the lives of those in our schools and in the wider local and parish communities by challenging young people to live out the message of Jesus and to reach their full potential as compassionate, contributing, life-giving members of society. Today as part of Catholic Education Week we shared a wonderful family school breakfast and celebrated a beautiful mass with Fr. Carey.

PAM - Parent Access Module : **IMPORTANT**

As you are aware, all parents have been given access to PAM (our Parent Access Module). Currently PAM is used for families to view and download reports and to book in for Parent/Teacher Interviews. However **PAM** has many functions that we are going to release and use before the year is out. These features will make communication simpler and more effective, as everything will be found on the one platform - PAM. These new features will include Students Absentee Notification, Family Medical Records, Excursions Permission Forms, Daily Messages & Weekly Events.

IMPORTANT: VERIFYING Your Accounts. All families have been given an access code to verify their PAM account, however 23 families have still not verified their email address on PAM. This is important otherwise you will not receive important notifications through PAM. PLEASE note your account **must be verified** for you to access these new features as they are released. Could all families please ensure they have verified their PAM account by logging into <http://pam.smrutherglen.catholic.edu.au> then follow the prompts. This needs to be done by the end of this week.

Ambulance Cover Reminder:

All families need to make sure that they have ambulance cover. If a student has an accident that requires an ambulance an ambulance will be called immediately.

Mother's Day Celebration: Friday 10th May at 9.15 am

This Friday at 9.15 am the students would like to say a big thanks to all their mums and grandmothers with a few special surprises. Hope to see you there. There will also be a cuppa during the morning.

NAPLAN

This year our Yr 3 & Yr 5 students will be doing NAPLAN online for the first time. The NAPLAN online testing window lasts a fortnight beginning on Tuesday 14th of May with the writing component. If you have any questions please don't hesitate to contact myself or your child's class teacher.

Cross Country Friday 10th May


The school's annual cross country event is on next Friday beginning with a warm-up lap at 12.00noon at the Chiltern golf course. Check for individual age group race times in today's newsletter. **Please note:** The weather forecast is looking a little grim for Friday so if there are any changes to the day we will let all families know by tomorrow afternoon.

Rotary Country Fair Stall

This year we were fortunate in being successful in gaining a stall at the Rotary Country Fair on the Long Weekend in June. We will be manning the BBQ stall that will be staffed by St Mary's Primary School and the Rutherglen Scouts. This will be one of our major fundraisers for the year and we will need a great deal of support from all families over that weekend. A more detailed letter will be sent home in the very near future outlining what needs to be done and organised for the successful running of the stall.

PBIS Awards (Positive Behaviour in Schools):

This week's Focus: Expectations in the Office Area

Office Building	Respect Ourselves	Respect Others	Respect our Environment
	<ul style="list-style-type: none">• Use inside voice• Be patient and polite. Eg. Please, Thank you, Excuse me• Knock before entering and wait• Respect all staff• Smile to others• Watch where you're walking• Enter and exit the office calmly and correctly	<ul style="list-style-type: none">• Smile to visitors in the school and say hello• Follow adult instructions	<ul style="list-style-type: none">• Be polite• Accept differences• Use respectful and inclusive language• Speak kindly to others• Consider how your actions impact others

Congratulations to this week's PBIS Winners

(pictured right):

Jackson Cooke (1/2 LD)

Jed Goudie (F/1 HK)

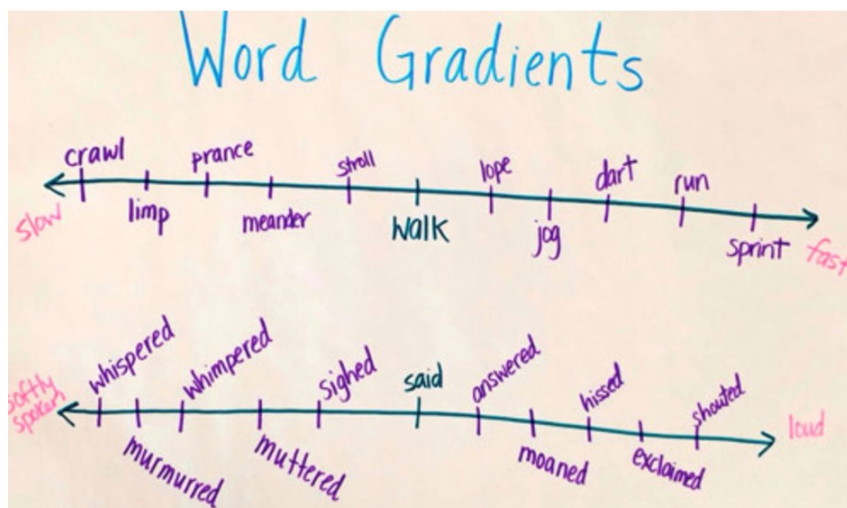
Gemma Delost (3/4 MF/JS)

Have a great week,



CHILDREN'S CHATTER MATTERS

An activity to build vocabulary. Word Gradients: Word meaning gradients are a way to broaden and deepen students' understanding of related words. The idea is to consider a continuum of words by order of degree. Start by selecting a pair of polar opposite words and generate at least five synonyms for each of the opposite words. For example, hot and cold which may include boiling, scorching, blistering, tepid, lukewarm, cool, chilly, freezing. Ask your child to arrange the words in a way that makes a bridge from one opposite word to the other. Continuums can be done horizontal or vertical, in a ladder-like fashion. Discuss the reasons why they placed certain words in certain locations. Encourage a conversation about the subtle differences among the words.



Pictured below -

Classroom Award Winners

Back row - Grace Fuge, Hannah Robins, Flynn Verhulst, Jaylen Cracknell, Ryan Barkley, Alex O'Meara

Front row - Jack Welsh, Isla Verhulst, Clementine Colwell, Matilda Doolan, Codie Johnson-Wood & Isabel Neil

Our apologies for cropping Grace out of last week's photo.





We send our best wishes to:

Ivy Massari (10/05), Penny Hartung & Sienna Park-Osborne (11/05) and
Jack Welsh & Emma Meyer (14/05)
who will be celebrating their birthdays this week.



Reminder!!

(for those who haven't returned their Mother's Day order forms)

Mother's Day stall tomorrow morning. Don't forget your \$5 to purchase a gift for mum.



Annual St Mary's/St Joseph's Cross Country Event - Chiltern Golf Club

Friday 10th May, 2019

The approximate race times are:-

5/6 year olds	-	1 Lap	-	12.15pm
7 year olds	-	1 Lap	-	12.25pm
8 year olds	-	2 Laps	-	12.35pm
9 year olds	-	2 Laps	-	12.50pm
10 year olds	-	2 Laps	-	1.05pm
11 year olds	-	3 Laps	-	1.25pm
12/13 year olds	-	3 Laps	-	1.45pm

Parents/family/friends are all welcome as spectators. Please notify the school if your child will **not** be returning to school on the bus after the event.

Rutherglen Kindergarten Inc

Best Education, Best Value, BEST FUN!



MOTHERS' DAY STREET STALL AND RAFFLE

When: Saturday 11th May 2019, 8am onwards

Where: Gollings Square Rutherglen (outside the IGA)

Not a baker? Looking for that extra special last minute gift for Mother's Day? Then come down to Gollings Square, Rutherglen, this Saturday to find some home baked/made goodies and other items for sale!

There will also be a Raffle to win a fabulous prize and make Mum (or yourself) even happier. Tickets \$2 each or 3 for \$5. Drawn at 2pm.

1st Prize - 3 bottles local Wine and a Ripe/Taste/Rutherglen Brewery Voucher

2nd Prize - 2 bottles local Wine and a Tuileries Rutherglen Voucher

3rd Prize - 1 bottle local Wine and Chocolates

Thank you in advance for supporting our local Kindergarten.

Happy Mother's Day!

Rutherglen Kindergarten Fundraising Committee



While children are at school many families will have contact with head lice. The information contained here will help you treat and control head lice.

Catching head lice

Head lice have been around for many thousands of years. Anyone can get head lice.

Head lice are small, wingless, blood sucking insects. Their colour varies from whitish-brown to reddish-brown. Head lice only survive on humans. If isolated from the head they die very quickly (usually within 24 hours).

People get head lice from direct hair to hair contact with another person who has head lice. This can happen when people play, cuddle or work closely together.

Head lice do not have wings or jumping legs so they cannot fly or jump from head to head. They can only crawl.

Finding head lice

Many lice do not cause an itch, so you have to **look carefully to find them**.

Head lice are found on the hair itself and move to the scalp to feed. They have six legs which end in a claw and they rarely fall from the head. Louse eggs (also called nits) are laid within 1.5 cm of the scalp and are firmly attached to the hair. They resemble dandruff, but can't be brushed off.

Lice can crawl and hide. The easiest and most effective way to find them is to follow these steps:

- Step 1** Comb any type of hair conditioner on to dry, brushed (detangled) hair. This stuns the lice and makes it difficult for them to grip the hair or crawl around.
- Step 2** Now comb sections of the hair with a fine tooth, head lice comb.
- Step 3** Wipe the conditioner from the comb onto a paper towel or tissue.
- Step 4** Look on the tissue and on the comb for lice and eggs.
- Step 5** Repeat the combing for every part of the head at least four or five times.

If lice or eggs are found, the hair should be treated.

If the person has been treated recently and you only find empty hatched eggs, you may not have to treat, as the empty eggs could be from a previous episode.

Treating head lice

Treating head lice involves removing lice and eggs from the hair. There are two ways you can do this:

1. Buying and using a head lice lotion or shampoo, following the instructions on the product
2. Using the conditioner and comb method (described under 'finding head lice') every second day until there have been no live lice found for ten days.

If you choose to use a head lice product always read and follow the instructions provided with the product carefully. The following points may also be helpful:

- Head lice products must be applied to all parts of the hair and scalp.
- No treatment kills all of the eggs so treatment must involve two applications, seven days apart. The first treatment kills all lice; the second treatment kills the lice that may have hatched from eggs not killed by the first treatment.
- Cover the person's eyes while the treatment is being applied. A towel is a good way to do this.
- If you are using a lotion, apply the product to dry hair.
- If you are using a shampoo, wet the hair, but use the least amount of water possible.
- Apply the treatment near the scalp, using an ordinary comb to cover the hair from root to tip. Repeat this several times until all the hair is covered.

There is no need to treat the whole family - unless they also have head lice.

Concentrate on the head - there is no need to clean the house or the classroom.

Only the pillowcase requires washing - either wash it in hot water (at least 60°C) or dry it using a clothes dryer on the hot or warm setting.

Testing resistance

Head lice products belong in one of the following categories depending on the active compound they contain:

- pyrethrins
- synthetic pyrethroids (permethrin, bioallethrin)
- organophosphates (maldison or malathion)
- herbal with or without natural (non-chemical) pyrethrins.

Insecticide resistance is common, so you should test if lice are dead. If they are, treat again in seven days using the same product. If the lice are not dead, the treatment has not worked and the lice may be resistant to the product and all products containing the same active compound. Wash off the product and treat as soon as possible using a product containing a different active compound. If the insecticide has worked, the lice will be dead within 20 minutes.

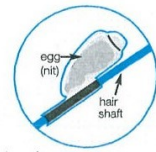
Any head lice product could cause a reaction and should be used with care by women who are pregnant or breastfeeding, children less than 12 months old and people with allergies, asthma or open wounds on the scalp. If you are unsure, please check with your pharmacist or doctor.

Head lice combs

Combs with long, rounded stainless steel teeth positioned very close together have been shown to be the most effective, however, any head lice comb can be used.

Head lice eggs

Head lice eggs are small (the size of a pinhead) and oval. A live egg will 'pop' when squashed between fingernails.



Dead eggs have crumpled sides and hatched eggs look like tiny boiled eggs with their tops cut off.

Regulations

According to the Public Health and Wellbeing Regulations 2009, children with head lice can be readmitted to school or children's service centres after treatment has commenced.

The department recommends a child with head lice can be treated one evening and return to school or children's service centres the next day, even if there are still some eggs present. There is no need to miss school or child care because of head lice.

Preventing head lice

Check your child's head regularly with comb and conditioner. There is no research to prove that chemical or herbal therapies can prevent head lice.

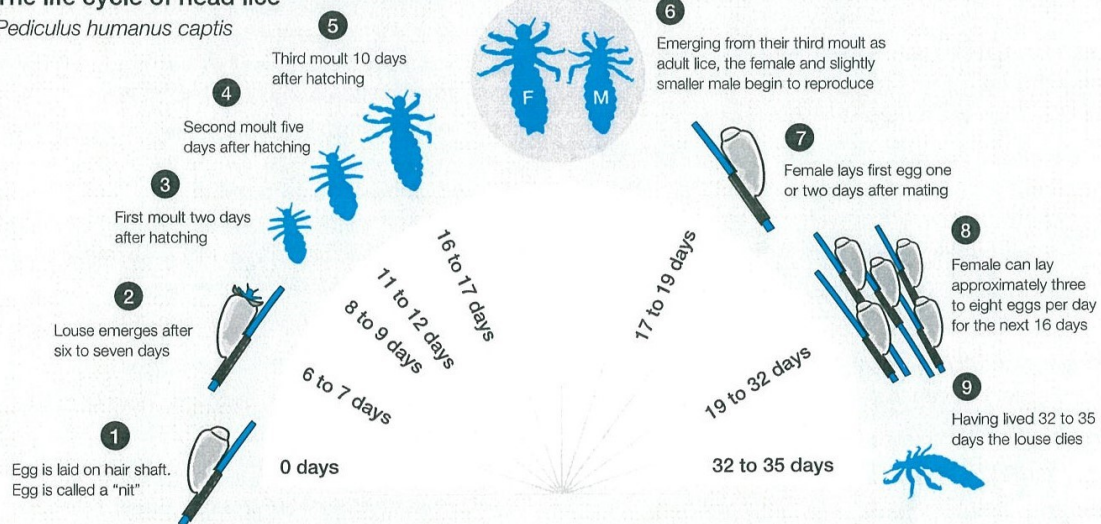
Further information

The following website offers further information:

www.health.vic.gov.au/headlice

The life cycle of head lice

Pediculus humanus capitis



The information in this pamphlet is based on the research conducted and written by Associate Professor Rick Speare and the team of researchers at, School of Public Health and Tropical Medicine, James Cook University.

Cover concept by students from St Patrick's Primary School, West Geelong. Life cycle diagram courtesy of Nitpickers Qld.

© Copyright Department of Health 2010. Authorised by the State Government of Victoria, 50 Lonsdale Street, Melbourne. November 2010. PH468. (1010013)

Treating and controlling head lice

Important Calendar Dates - 2019

Term 2

Wednesday 8 May	6.30pm - Board Meeting
Thursday 9 May	Mother's Day Stall
Friday 10 May	10.00 am - Mother's Day Morning Tea 12.00noon - 2.30pm Annual St Mary's/St Joseph's Cross Country Event
Tuesday 14 May	3.00pm - Assembly
Friday 17 May	District Cross Country
Friday 24 May	9.30am - Junior Mass
Tuesday 28 May	3.00pm - Assembly
Friday 31 May	Glenview Visit - 3/4ST
Friday 7 June	Senior Mass
Monday 10 June	Queen's Birthday Public Holiday (School closed)
Tue 11 - Fri 14 June	Meals On Wheels duty
Friday 21 June	Glenview Visit - Juniors
Thursday 27 June	4.00pm - Reports released
Friday 28 June	Last Day Term 2 (Casual Clothes Day - gold coin donation) School finishes at 2.30pm

Term 3

Monday 15 July	First Day Term 3
----------------	------------------

Term 4

Wed 30 October	Canberra Camp (Grades 5 & 6)
Thur 31 October	Canberra Camp (Grades 5 & 6) Borambola Camp (Grades 3 & 4)
Fri 1 November	Canberra Camp (Grades 5 & 6) Borambola Camp (Grades 3 & 4)

Staff email addresses

Matt Attwater (Principal) —mattwater@smrutherglen.catholic.edu.au
 Libby Dickinson (Junior Classroom teacher) - edickinson@smrutherglen.catholic.edu.au
 Hannah Kelly (Junior Classroom teacher) - hkelly@smrutherglen.catholic.edu.au
 Shannon Terlich (Senior Classroom teacher) - sterlich@smrutherglen.catholic.edu.au
 John McNamara (Senior Classroom teacher) - jmcnamara@smrutherglen.catholic.edu.au
 Jodie Smith (Senior Classroom teacher) - jsmith@smrutherglen.catholic.edu.au
 Nicole O'Mahony (Learning Diversity Leader) - nomahony@smrutherglen.catholic.edu.au
 Jane Van Zanten (Art Teacher) - jvanzanten@smrutherglen.catholic.edu.au
 Amanda Arnot—(Administration Officer) - aarnot@smrutherglen.catholic.edu.au